

# MultiPlus-II Inverter/Charger

230 V

[▶ Victron online product page](#)

<https://ve3.nl/6H>



## A MultiPlus, plus ESS (Energy Storage System) functionality

The MultiPlus-II is a multifunctional inverter/charger with all the features of the MultiPlus, plus an external current sensor option which extends the PowerControl and PowerAssist function to 50 A resp. 100 A. The MultiPlus-II is ideally suited for professional marine, yachting, vehicle and land based off-grid applications. It also has built-in anti-islanding functionality, and an increasingly long list of country approvals for ESS application. Several system configurations are possible. For more detailed information see the ESS Design and configuration manual.

## PowerControl and PowerAssist - Boosting the capacity of the grid or a generator

A maximum grid or generator current can be set. The MultiPlus-II will then take account of other AC loads and use whatever is extra for battery charging, thus preventing the generator or grid from being overloaded (PowerControl function).

PowerAssist takes the principle of PowerControl to a further dimension. Where peak power is so often required only for a limited period, the MultiPlus-II will compensate insufficient generator, shore or grid power with power from the battery. When the load reduces, the spare power is used to recharge the battery.

## Solar energy: AC power available even during a grid failure

The MultiPlus-II can be used in off grid as well as grid connected PV and other alternative energy systems. It is compatible with both solar charger controllers and grid-tie inverters.

## Two AC Outputs

The main output has no break functionality. The MultiPlus-II takes over the supply to the connected loads in the event of a grid failure or when shore/generator power is disconnected. This happens so fast (less than 20 milliseconds) that computers and other electronic equipment will continue to operate without disruption.

The second output is live only when AC is available on the input of the MultiPlus-II. Loads that should not discharge the battery, like a water heater for example, can be connected to this output.

## Virtually unlimited power thanks to parallel and three phase operation

Up to 6 Multis can operate in parallel to achieve higher power output. Six 48/5000/70 units, for example, will provide 25 kW / 30 kVA output power with 420 Amps charging capacity.

In addition to parallel connection, three units of the same model can be parallel connected for a three phase output. But that's not all: up to 6 sets of three units can be parallel connected for a 75 kW / 90 kVA inverter and more than 1200 Amps charging capacity.

The MultiPlus-II 8k, 10k, and 15k models can only be connected in parallel if an external AC transfer switch is used. For more information see the [MultiPlus-II External Transfer Switch application manual](#).

## On-site system configuring, monitoring and control

Settings can be changed in a matter of minutes with VEConfigure software (computer or laptop and MK3-USB interface needed).

Several monitoring and control options are available: Cerbo GX, Color Control GX, Venus GX, Octo GX, CANvu GX, laptop, computer, Bluetooth (with the optional VE.Bus Smart dongle), Battery Monitor, Digital Multi Control Panel.

## Remote configuring and monitoring

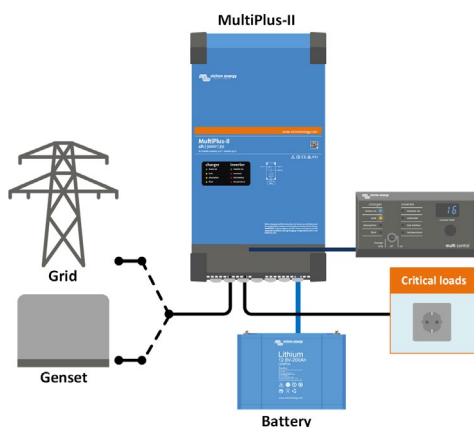
Install a Cerbo GX or other GX product to connect to the internet.

Operational data can be stored and displayed on our VRM (Victron Remote Management) website, free of charge.

When connected to the internet, systems can be accessed remotely, and settings can be changed.

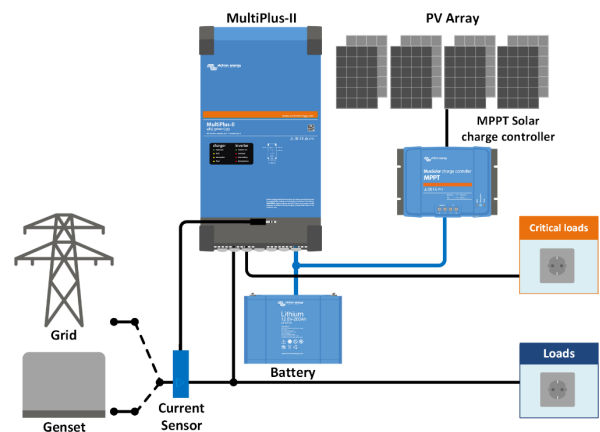


Connection Area  
MultiPlus-II 3k



### Standard marine, mobile or off-grid application

Loads that should shut down when AC input power is not available can be connected to a second output (not shown). These loads will be taken into account by the PowerControl and PowerAssist function in order to limit AC input current to a safe value when AC power is available.



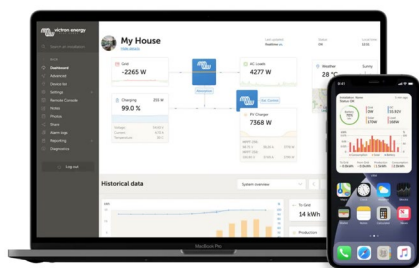
### Grid parallel topology with MPPT solar charge controller

The MultiPlus-II will use data from the external AC current sensor (must be ordered separately) or power meter to optimise self-consumption and, if required, to prevent grid feed. In case of a power outage, the MultiPlus-II will continue to supply the critical loads



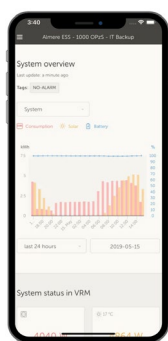
### Ekran GX or Cerbo GX

Provides intuitive system control and monitoring and enables access to our free remote monitoring website: the VRM Online Portal.



### VRM Portal

Our free remote monitoring website (VRM) will display all system data in a comprehensive graphical format. System settings can be changed remotely via the portal. Alarms can be received by e-mail or push notification.



### VRM app

Monitor and manage your Victron Energy system from your smart phone and tablet. Available for both iOS and Android.



### Digital Multi Control Panel

A convenient and low-cost solution for monitoring and control. With an on/off charger-only switch, full LED readout and a rotary knob to set PowerControl and PowerAssist levels.



### VE.Bus Smart Dongle

For monitoring and control via Bluetooth together with the VictronConnect app. It also measures battery voltage and temperature.



### Interface MK3-USB

Needed to configure the MultiPlus. Can be used with the VictronConnect app or VE.Configure software. The interface connects to the MultiPlus via an RJ45 UTP cable and plugs into a USB port.



**VictronConnect app**  
Use to monitor or configure MultiPlus using your phone or tablet or PC.



**Current sensor 100A:50mA**  
To implement PowerControl and PowerAssist and to optimize self-consumption with external current sensing. Maximum current: 100 A

MultiPlus-II 230V	12/3000/120-32 24/3000/70-32 48/3000/35-32	12/5000/220-50 24/5000/120-50 48/5000/70-50	48/8000/ 110-100	48/10000/ 140-100	48/15000/ 200-100
PowerControl & PowerAssist	Yes				
Transfer switch	32 A	50 A	100 A	100 A	100 A
Maximum AC input current	32 A	50 A	100 A	100 A	100 A
<b>INVERTER</b>					
DC Input voltage range	12 V - 9,5-17 V		24 V - 19-33 V	48 V - 38-66 V	
Output	Output voltage: 230 VAC ± 2 %      Frequency: 50 Hz ± 0,1 % (1)				
Cont. output power at 25 °C (3)	3000 VA	5000 VA	8000 VA	10000 VA	15000 VA
Cont. output power at 25 °C	2400 W	4000 W	6400 W	8000 W	12000 W
Cont. output power at 40 °C	2200 W	3700 W	5500 W	7000 W	10000 W
Cont. output power at 65 °C	1700 W	3000 W	4000 W	6000 W	7000 W
Max apparent feed-in power	3000 VA	5000 VA	8000 VA	10000 VA	15000 VA
Peak power	5500 W	9000 W	15000 W	18000 W	27000 W
Maximum efficiency	93%/94%/95%	95%/96%/96%	95%	96%	95%
Zero load power	13 / 13 / 11 W	15/18/18 W	29 W	38 W	55 W
Zero load power in AES mode	9 / 9 / 7 W	11/12/12 W	19 W	27 W	39 W
Zero load power in Search mode	3 / 3 / 2 W	3 / 3 / 2 W	3 W	4 W	6 W
<b>CHARGER</b>					
AC Input	Input voltage range: 187-265 VAC Input frequency: 45 - 65 Hz				
Charge voltage 'absorption'	14,4 / 28,8 / 57,6 V				
Charge voltage 'float'	13,8 / 27,6 / 55,2 V				
Storage mode	13,2 / 26,4 / 52,8 V				
Max. battery charge current (4)	120 / 70 / 35 A	220/120/ 70 A	110 A	140 A	200 A
Battery temperature sensor	Yes				
<b>GENERAL</b>					
Auxiliary output	Yes (32 A)		Yes (50 A)		
External AC current sensor (optional)	50 A or 100 A				
Programmable relay (5)	Yes				
Protection (2)	a - g				
VE.Bus communication port	For parallel and three phase operation, remote monitoring and system integration				
General purpose com. port	Yes, 2x				
Remote on-off	Yes				
Operating temperature range	-40 to +65 °C (fan assisted cooling)				
Humidity (non-condensing)	max 95 %				
<b>ENCLOSURE</b>					
Material & Colour	Steel, blue RAL 5012				
Protection category	IP22				
Battery-connection	M8 bolts		Four M8 bolts (2 plus and 2 minus connections)		
230 VAC-connection	Screw terminals 13 mm <sup>2</sup> (6 AWG)		Bolts M6	Bolts M6	Bolts M6
Weight kg	19 kg	33/ 30/ 30 kg	42 kg	49 kg	80 kg
Dimensions (hwxwd) mm	546 x 275 x 147	702 x 345 x 152	642 x 363 x 206	677 x 363 x 206	810 x 405 x 217
	499 x 268 x 141	607 x 330 x 149			
	499 x 268 x 141	565 x 320 x 149			
<b>STANDARDS</b>					
Safety	EN-IEC 60335-1, EN-IEC 60335-2-29, EN-IEC 62109-1, EN-IEC 62109-2				
Emission, Immunity	EN 55014-1, EN 55014-2 EN-IEC 61000-3-2, EN-IEC 61000-3-3 IEC 61000-6-1, IEC 61000-6-2, IEC 61000-6-3				
Uninterruptible power supply	Please consult the certificates on our website.				
Anti-islanding	Please consult the certificates on our website.				
1) Can be adjusted to 60 Hz 2) Protection key: a) output short circuit b) overload c) battery voltage too high d) battery voltage too low e) temperature too high f) 230 VAC on inverter output g) input voltage ripple too high 3) Non-linear load, crest factor 3:1 4) Up to 25 °C ambient 5) Programmable relay which can be set for general alarm, DC under voltage or genset start/stop function. AC rating: 230V / 4 A, DC rating: 4 A up to 35VDC and 1 A up to 60 VDC					